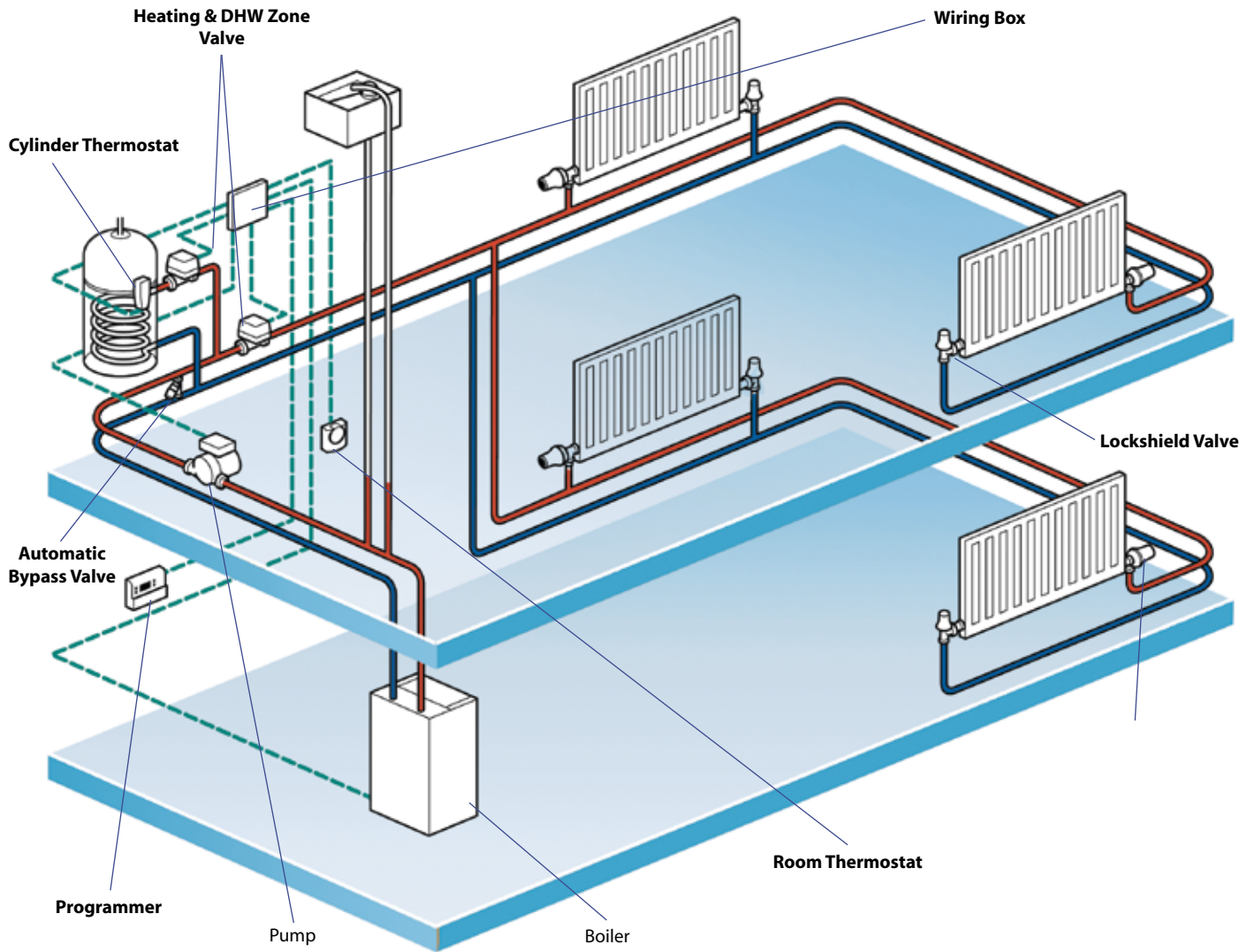
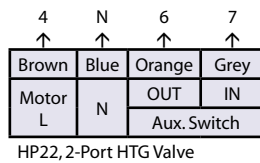
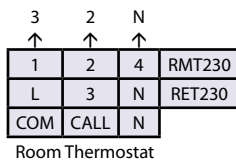
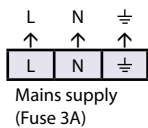
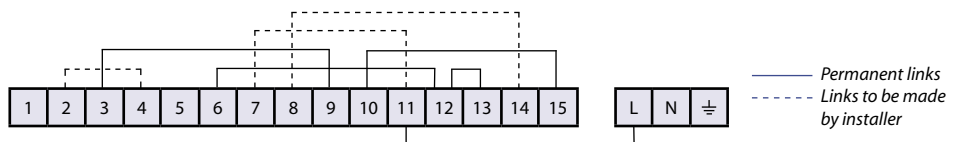


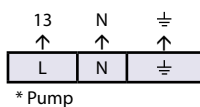
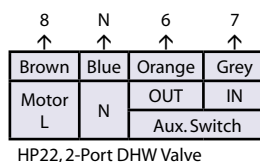
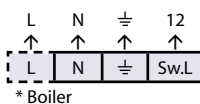
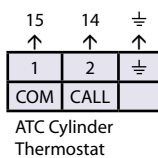
# Two Port Zone Valve System



## Wiring Information



	⊥	N	11	10	9	
	↑	↑	↑	↑	↑	Links
PROGRAMMER	⊥	N	L	ON WATER	ON HTG	
CP715 Si, FP715-Si & TP9	-	N	L	3	4	-
SET3M, SET3E & FP975	-	N	L	1	4	L, 2 & 5
SET2E	-	N	L	1	4	L-2, 1-5
102, 102E5, 102E7	-	N	L	1	2	L-3
4033	⊥	7	6	4	2	1-6
3060 & 3020P	⊥	7	6	4	2	-
TIMESWITCH	<i>Note: When using units below link 11-9 on wiring centre</i>					
103, 103E5, 103E7	-	N	L	1	-	L-3
TS715 Si	-	N	L	4	-	L-1
SET1E	-	N	L	4	-	L-5



\* Refer to boiler wiring information for boilers with pump overrun.